


CREATING A WEB ID IN CRS FOR ACCESS TO THE LEARNING CENTER

Log onto the portal at <https://portal.dtcc.com>.



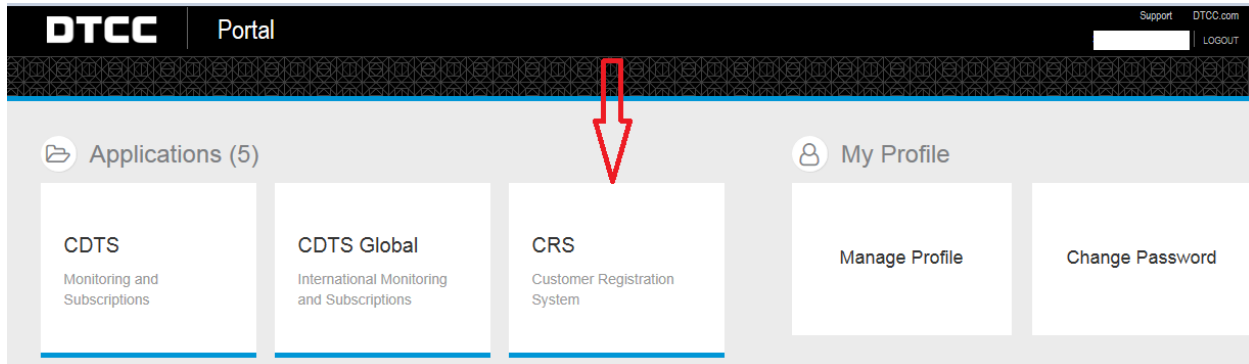
The screenshot shows the DTCC login portal. At the top right is the DTCC logo. Below it is a large blue sphere with the word "Login" on it. To the right of the sphere are two input fields: "User ID:" and "Password:". Below these fields is a blue "Login" button. Underneath the button is a blue link that says "Forgot your Password?". At the bottom of the page, there is a small disclaimer text.

This system is operated by The Depository Trust & Clearing Corporation ("DTCC") and may be accessed only by authorized users for approved purposes. Unauthorized access and use of this system is strictly prohibited by DTCC and by law and may result in criminal or civil penalties. The use of this system may be monitored, recorded, and subject to audit. Anyone accessing this system consents to such monitoring and recording. Information obtained by DTCC through such monitoring and recording may be disclosed to persons within or outside the company.

By logging on, you certify that you have read and understand the DTCC [Terms of Use and Important Legal Information](#) and [Privacy Policy](#) and intend to form a binding agreement with DTCC on those terms without modification or amendment thereto.

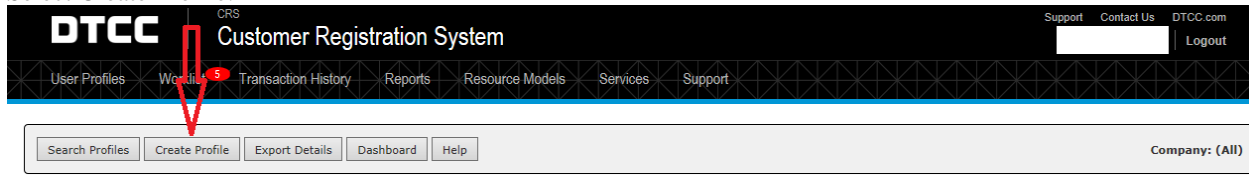
We may place cookies and local shared objects on your computer. By using our Web site, you consent to this. See our [Privacy Policy](#) for more information.

Select the CRS tile located on the dashboard.



The screenshot shows the DTCC Portal dashboard. At the top left is the DTCC logo and the word "Portal". At the top right are links for "Support" and "DTCC.com", and a "Logout" button. Below the header is a navigation bar with "Applications (5)" and "My Profile". Under "Applications (5)", there are three tiles: "CDTS Monitoring and Subscriptions", "CDTS Global International Monitoring and Subscriptions", and "CRS Customer Registration System". A red arrow points to the "CRS" tile. Under "My Profile", there are two tiles: "Manage Profile" and "Change Password".

Select Create Profile.



The screenshot shows the DTCC CRS Customer Registration System interface. At the top left is the DTCC logo and "CRS Customer Registration System". At the top right are links for "Support", "Contact Us", and "DTCC.com", and a "Logout" button. Below the header is a navigation bar with "User Profiles", "Webinars", "Transaction History", "Reports", "Resource Models", "Services", and "Support". A red arrow points to the "Webinars" link. Below the navigation bar is a toolbar with buttons for "Search Profiles", "Create Profile", "Export Details", "Dashboard", and "Help". At the bottom right is a "Company: (All)" dropdown menu.

Enter user's contact information and click **Next**.

Create Profile ✕

This will create a new profile.

Company: RSG DEMO CO. ()

First Name:

Last Name:

Email:

Telephone:

Extension:

Select Web for the type of profile/ID needed to complete this task. *The login ID automatically defaults to the user's email address.* The super user has the ability to make the user's login ID unique by removing their email address and entering the login ID designated. Click **Create**.

Create Profile ✕

This will create a new login ID.

Profile

Name: Test Test

Email: test@test.com

Telephone: 8888888888

Company: RSG DEMO CO. ()

Login ID

Use Resource Model? Yes No

<input checked="" type="radio"/> Web	<input type="button" value="List Products"/>
<input type="radio"/> Mainframe	<input type="button" value="List Products"/>
<input type="radio"/> Global	<input type="button" value="List Products"/>

ID Category:

Login ID:

Click Close. This will create the web ID needed for The Learning Center access.

Create Profile ✕

You have successfully created the Web login ID

This request requires approval by another Super AC at DTCC

Profile

Name: Test Test
Email: test@test.com
Telephone: 8888888888
Company: RSG DEMO CO. ()

Login ID

Login ID: test@test.com
Temporary Password: 3d6vvpnk

Add Products: S A O
Close

One profile found. 1

EMAIL: test@test.com NAME: Test Test TEL: 8888888888 COMPANY: () RSG DEMO CO.

ID: test@test.com LAST LOGIN: -

Helpful Tip:

When creating the ID, if the super user receives one of the error messages indicated below, it means that the user already has an existing ID with CRS. The super user will not need to create a new ID for Learning Center access. The user will automatically have access via the login ID currently set up in CRS.

Create Profile ✕

This will create a new profile.

A matching profile already exists in CRS

Company: RSG DEMO CO. ()

First Name:

Last Name:

Email:

Telephone:

Extension:

Cancel
Next >

Create Profile ✕

This will create a new login ID.

Profile

Name: Test Test
Email: test@test.com
Telephone: 8888888888
Company: RSG DEMO CO. (01510076)

Login ID

Use Resource Model? Yes No

Web
List Products

Mainframe
List Products

Global
List Products

A matching login ID already exists in CRS

ID Category:

Login ID:

Cancel
< Back
Create